
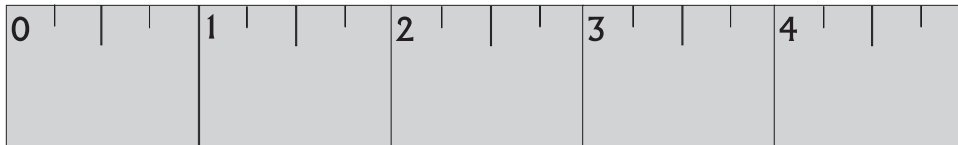



# MARGARITA KIT MARGARITA MIX PACKET LABEL



Print to this line  
Bleed Line


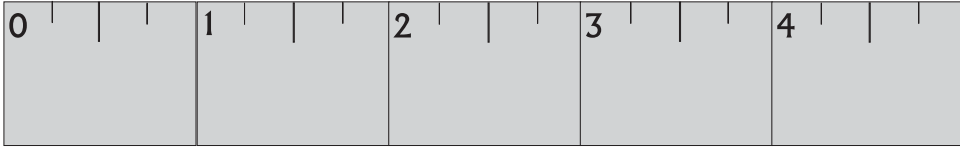


Actual Size (100%)


LABEL AREA: 1.875"H X 1.875"W



- Red Layout Lines Do NOT Print.



# MARGARITA KIT CUSTOM RECIPE CARD



Print to this line  
Bleed Line



THIS  
PANEL  
FOLDS  
INSIDE

Actual Size (100%)

LABEL AREA: 5.9"H X 3.5"W



- Red Layout Lines Do NOT Print.

asi/71685 • ppai 113793 • sage 56349

**EXTERIOR**



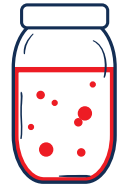
**CLASSIC  
MARGARITA**

1 packet of Margarita Mix  
5 ounces water  
1.5 ounces tequila  
Ice

Pour margarita mix into the mason Jar.  
Add 5 oz water and 1.5 oz tequila.  
Put the lid on the jar and shake  
vigorously. Enjoy!

1 packet of Margarita Mix  
5 ounces water  
1.5 ounces tequila  
2 slices jalapeño  
Ice

Pour margarita mix into the mason Jar.  
Add 5 oz water and 1.5 oz tequila.  
Add jalapeño. Put the lid on the jar  
and shake vigorously for 30 seconds.  
Enjoy immediately garnished with lime  
wedges or additional jalapeño slices.



**SPICY  
MARGARITA**



**STRAWBERRY  
MARGARITA**

1 packet of Margarita Mix  
5 ounces water  
1.5 ounces tequila  
1 ounce strawberry puree  
Ice

Place 1 oz. of fresh berries or thawed  
frozen berries in a blender. Puree until  
completely smooth. Strain the puree to  
remove seeds. Pour into jar with margarita  
mix. Shake ingredients together and pour.

**INTERIOR**